



# SSG6082A-V Firmware Revision Record and Upgrade Instructions



# 1 Revision Record

Date	Version	Revision
2025/4/17	1.0.0.7.0	<ol style="list-style-type: none"> <li>1. Add a pop-up window when switching frequency causes IQ mode to be turned off</li> <li>2. New options: "SigIQPro-IEEE.802.11.a/b/g/n/ac"</li> <li>3. Added linear frequency modulation function</li> <li>4. Fixed several bugs <ol style="list-style-type: none"> <li>a) Solve the problem of inaccurate power when turning on RF in IQ mode</li> <li>b) Solve the problem of inaccurate power after turning on arb filtering</li> <li>c) Solve the problem of insertion failure after clearing the multi-carrier list</li> <li>d) Solve the problem of abnormal waveform after peak clipping/scaling</li> </ol> </li> </ol>
2025/2/17	1.0.0.6.8	1 <sup>st</sup> release

## 2 Version Compatibility

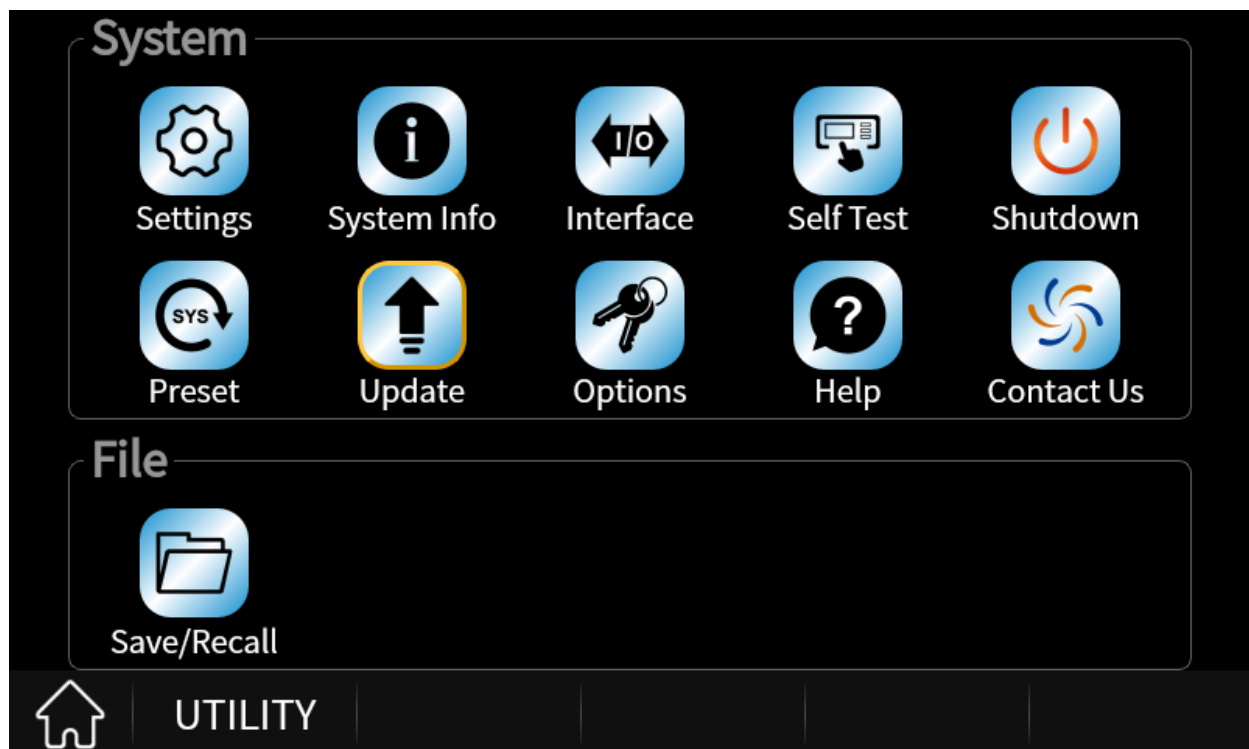
Source Version	Object Version	Compatibility
1.0.0.6.8	1.0.0.7.0	Tested

## 3 Upgrade Instructions

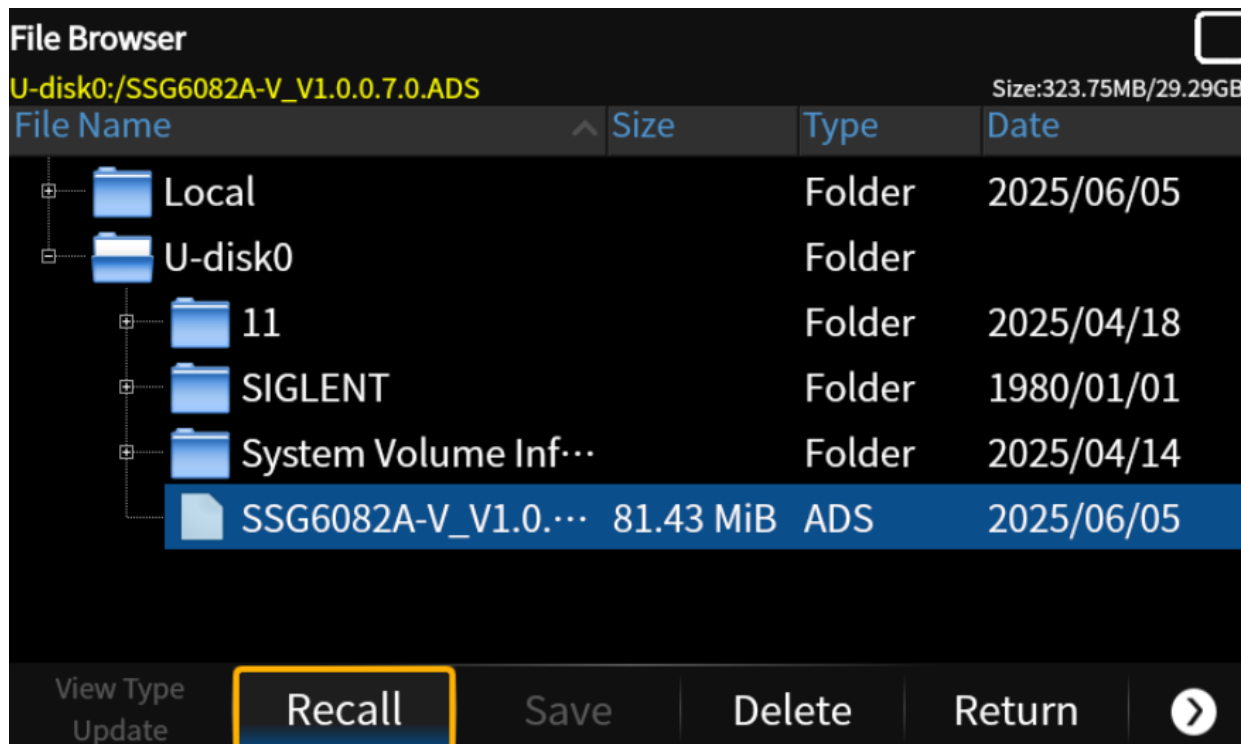
### 3.1 Upgrade from a U-disk (USB Memory device)

[WARNING] DO NOT shut off the instrument until the update is completed.

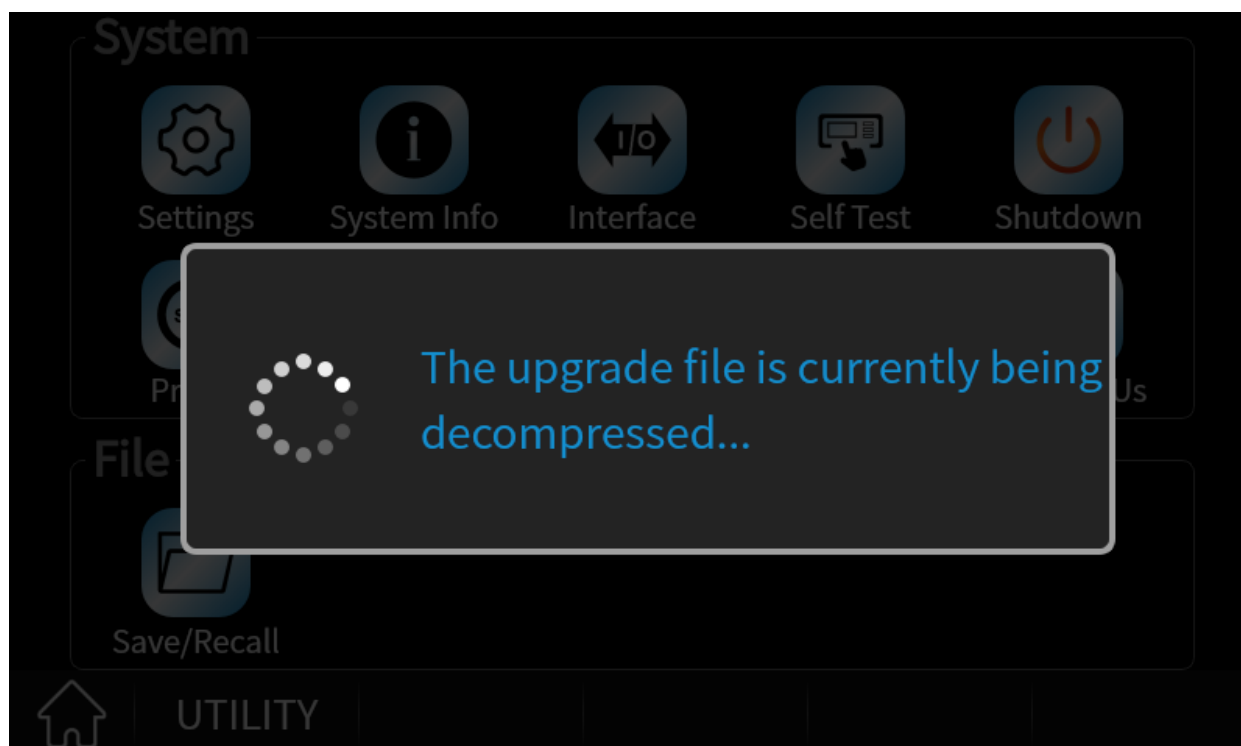
1. Copy the update file (\*.ads) to a FLASH type U-disk, and then insert the U-disk into one of the USB host ports of the instrument.
2. Press the Utility button on the front panel, and press *Upgrade* . The resource manager will pop up.

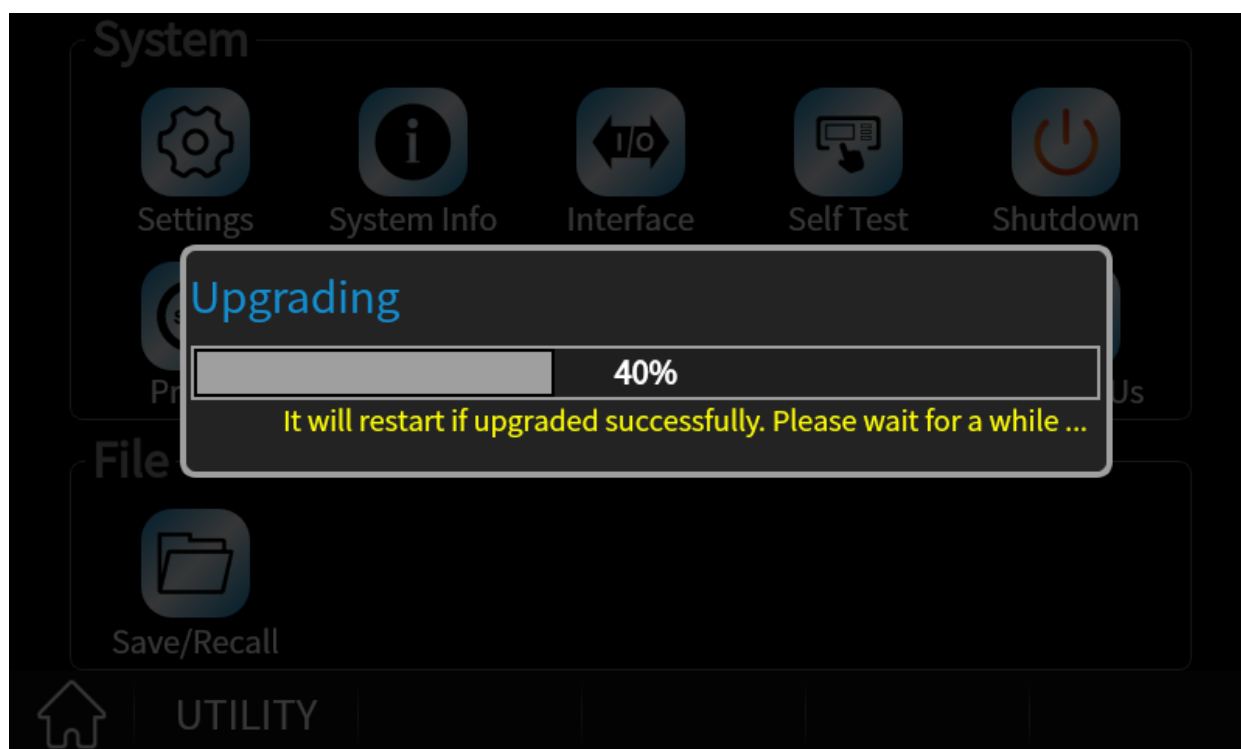


3. Select the correct ads file in the resource manager and click Load.

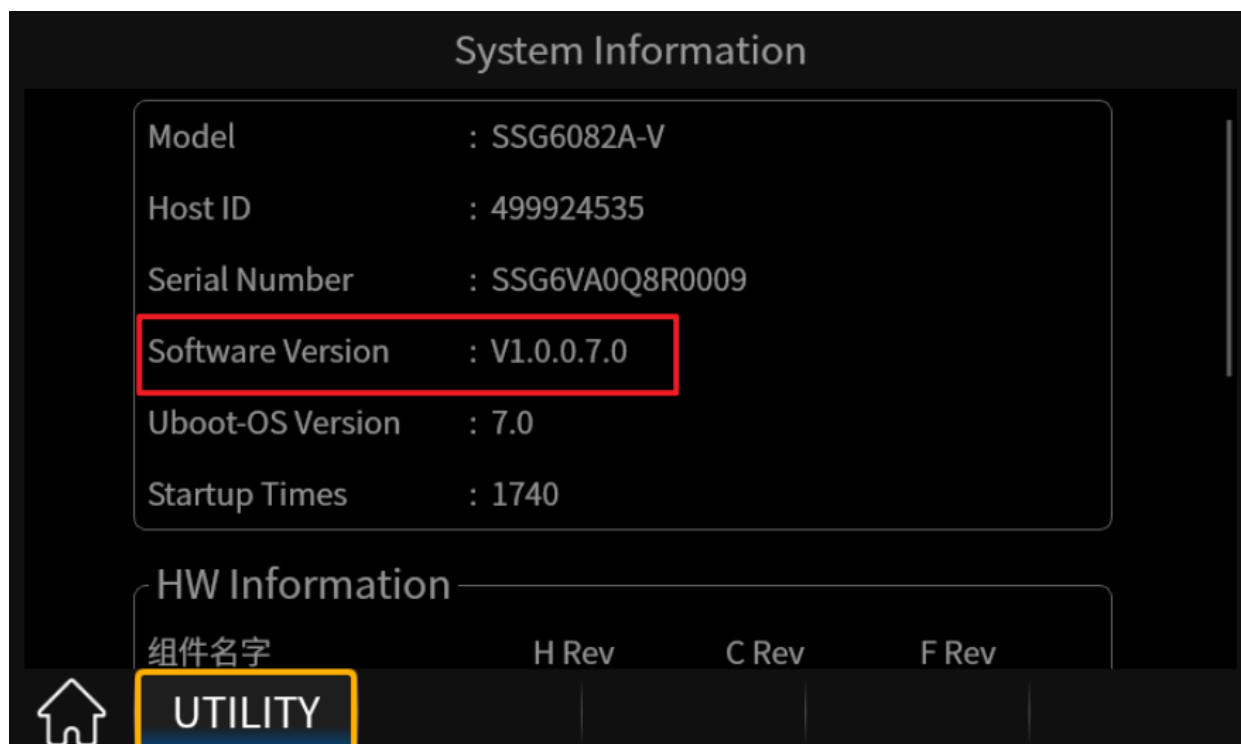


- The system will first decompress and verify the upgrade package. If the upgrade package passes the verification, the instrument will automatically upgrade.





5. After the instrument reboots, check the version number through the **Utility** -> **System Info** to confirm if the upgrade is successful.

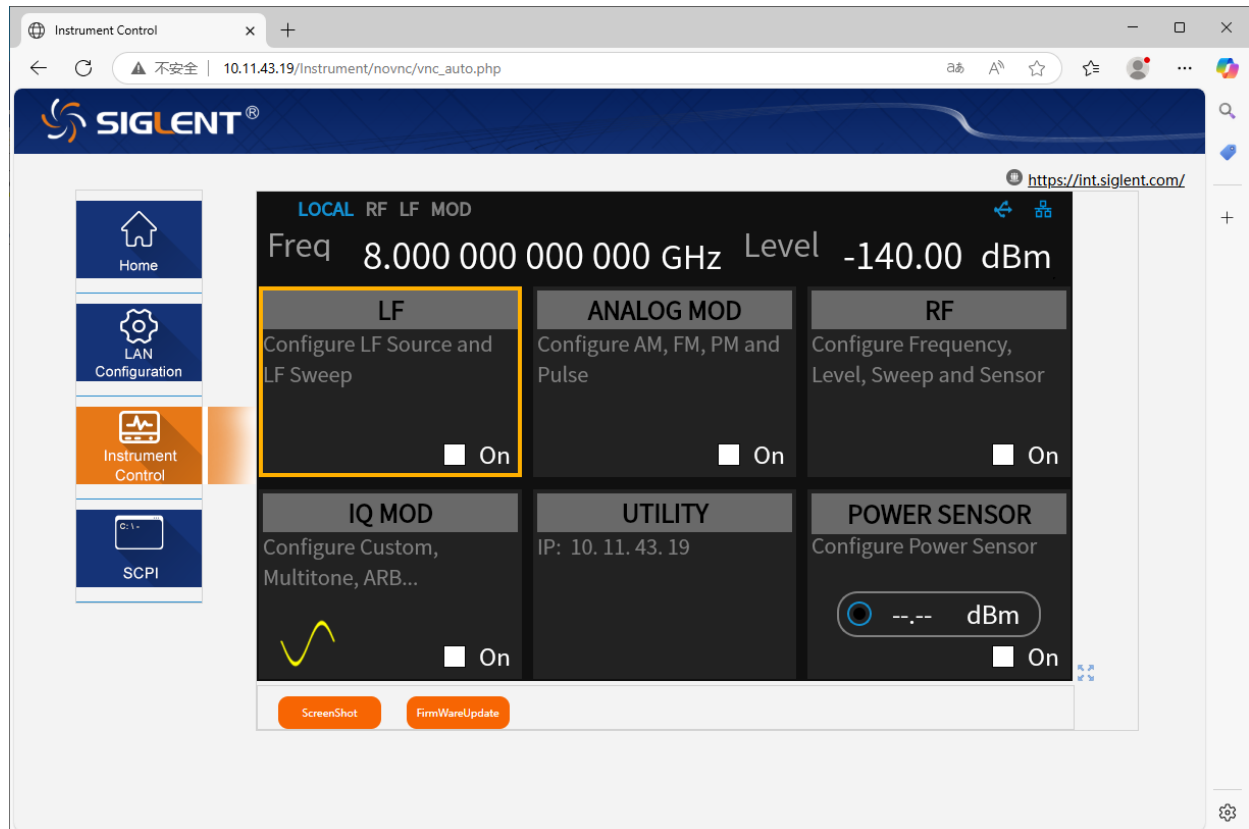


[WARNING] DO NOT shut off the instrument until the update is completed.

## 3.2 Upgrade from the Web Server

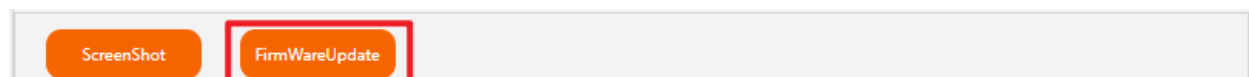
A built-in web server provides an approach to control the instrument by web browser. This process doesn't require any additional software to be installed on the controlling computer. Set the LAN port correctly (see the User Manual for details), input the IP address of the instrument in the browser address bar, and then the user can browse and control the instrument on the web.

Click Instrument to enter the instrument control interface.



**[WARNING] DO NOT shut off the instrument until the update is completed.**

1. Click the "FirmWareUpdate" button in the web interface



2. Select the correct update file (\*.ads) stored on the computer. The instrument will automatically download the update file and perform the upgrade once the file is specified.

[WARNING] DO NOT shut off the instrument until the update is completed.





## About SIGLENT

SIGLENT is an international high-tech company, concentrating on R&D, sales, production and services of electronic test & measurement instruments.

SIGLENT first began developing digital oscilloscopes independently in 2002. After more than a decade of continuous development, SIGLENT has extended its product line to include digital oscilloscopes, isolated handheld oscilloscopes, function/arbitrary waveform generators, RF/MW signal generators, spectrum analyzers, vector network analyzers, digital multimeters, DC power supplies, electronic loads and other general purpose test instrumentation. Since its first oscilloscope was launched in 2005, SIGLENT has become the fastest growing manufacturer of digital oscilloscopes. We firmly believe that today SIGLENT is the best value in electronic test & measurement.

### Headquarters:

SIGLENT Technologies Co., Ltd  
Add: Bldg No.4 & No.5, Antongda Industrial Zone,  
3rd Liuxian Road, Bao' an District,  
Shenzhen, 518101, China  
Tel: + 86 755 3688 7876  
Fax: + 86 755 3359 1582  
Email: sales@siglent.com  
Website: int.siglent.com

### North America:

SIGLENT Technologies NA, Inc  
Add: 6557 Cochran Rd Solon, Ohio 44139  
Tel: 440-398-5800  
Toll Free: 877-515-5551  
Fax: 440-399-1211  
Email: support@siglentna.com  
Website: www.siglentna.com

### Europe:

SIGLENT Technologies Germany GmbH  
Add: Staetzlinger Str. 70  
86165 Augsburg, Germany  
Tel: +49(0)-821-666 0 111 0  
Fax: +49(0)-821-666 0 111 22  
Email: info-eu@siglent.com  
Website: www.siglenteu.com

### Malaysia:

SIGLENT Technologies (M) Sdn.Bhd  
Add: NO.6 Lorong Jelawat 4  
Kawasan Perusahaan Seberang Jaya  
13700, Perai Pulau Pinang

Follow us on  
Facebook: SiglentTech

